


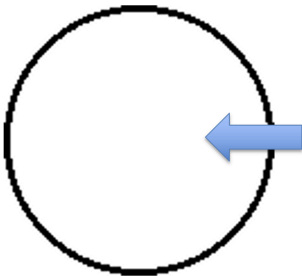
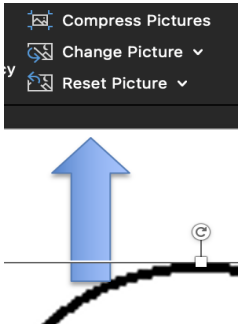
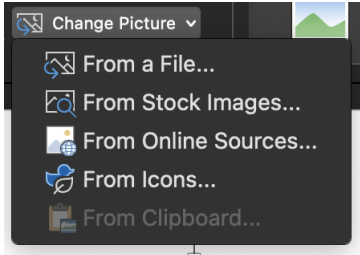
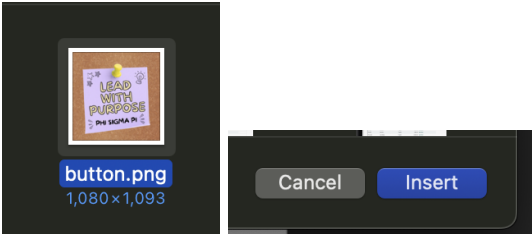

Button Up the SIF!!

Download as a PNG, and it will be scalable for each size of button.

[CANVA TEMPLATE HERE](#)



Insert your design into the selected size template (1.25in, 2.25in, 3 in)

 <p>Double-click the CENTER of the circle.</p>	 <p>Select CHANGE PICTURE</p>
 <p>Select FROM A FILE</p>	 <p>MAKE SURE TO SELECT PNG then insert</p>
	<p>Your PNG file may appear as a square, but will still fit your selected button size.</p> <p>THE CIRCLE TEMPLATE IS LARGER THAN YOUR FINAL BUTTON!</p> <p>THE EDGE OF YOUR DESIGN WILL WRAP AROUND WHEN MAKING YOUR BUTTON.</p>